

RUCKUS[®] PRODUCT GUIDE

[THE RUCKUS ADVANTAGE](#)

[INDOOR ACCESS POINTS](#)

[OUTDOOR ACCESS POINTS AND BRIDGES](#)

[CONTROL AND MANAGEMENT](#)

[ICX SWITCHES](#)

[MONITORING AND SOFTWARE](#)



TM

THE RUCKUS ADVANTAGE



QUICK REFERENCE GUIDE

RUCKUS® delivers purpose-driven networks that offer the best possible performance in the most challenging environments of the industries we serve. With enterprise-wide automation—and network assurance driven by artificial intelligence (AI) and machine learning (ML)—our partners and customers deliver an exceptional connectivity experience for every user and device. When “good enough” networking just isn’t good enough, organizations turn to RUCKUS Networks.

OUR OFFERING

WIRELESS ACCESS POINTS



The RUCKUS wireless product line offers a broad range of indoor and outdoor access points (APs) with embedded internet of things (IoT) connectivity to fit any budget, performance requirement or deployment scenario.

SWITCHES



RUCKUS ICX® stackable switches are designed to excel in a wide range of deployment scenarios: from access to core, 1 GbE to 100 GbE, copper or fiber, with or without PoE, and with multigigabit and high PoE support.

CONTROL AND MANAGEMENT



The RUCKUS network management portfolio addresses the needs of organizations of all types and sizes.

Choose between an on-premises physical or virtual controller (SmartZone™), a cloud-managed controller (RUCKUS One™), or a controller-less architecture (RUCKUS Unleashed™).

SERVICE ASSURANCE AND BUSINESS INTELLIGENCE



Powered by AI, RUCKUS AI™ delivers network analytics, business intelligence and service assurance.

SECURE NETWORK SERVICES



RUCKUS Cloudpath® Enrollment System enables authentication against multiple identity providers, enforcement of policies and role-based access control (RBAC) across multi-access networks to deliver secure network access for any user, and any device, on any network.

RUCKUS WAN Gateway delivers a robust set of network and security services at the edge via a single unified platform.

IoT CONNECTIVITY



RUCKUS IoT Platform simplifies IoT networking by connecting Wi-Fi and non-Wi-Fi IoT endpoints with a single multi-standards wireless access network. Customers gain operational efficiency with a converged IT/OT network.

WHAT SETS RUCKUS APART

PERFORMANCE



A RUCKUS network consistently delivers amazing network performance to every end user, no matter how challenging the environment.

RUCKUS patented and proprietary technologies yield a demonstrably better end-user experience than other vendors.

See the latest third-party report at ruckusnetworks.com/wi-fi-stress-test

SIMPLICITY

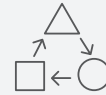


RUCKUS solutions are designed to be simple to deploy and manage.

With zero touch provisioning (ZTP), any new RUCKUS device that is connected will be automatically provisioned with proper software and policies—saving time and minimizing configuration errors.

The exact same process is used for APs and switches thanks to controller-based management of wired and wireless devices.

ADAPTABILITY



A single RUCKUS network can support LAN, WLAN and IoT users and devices—eliminating the need to deploy new networks to support emerging operations/IoT initiatives.

RUCKUS offers multiple interchangeable deployment options for management with easy capacity expansion without any hardware swap, for future flexibility and investment protection.

RUCKUS integrates with third-party IoT products to support a variety of smart building, asset tracking, physical safety and user experience applications.

INNOVATION



A RUCKUS network features a variety of patented RF technologies such as BeamFlex+ and AI-driven radio resource management to ensure the best Wi-Fi performance.

RUCKUS deploys state-of-the-art AI/ML and automation technologies to ensure network assurance.

We offer Dynamic PSK™ technology, extending into WPA3 to support 6 GHz operation, to deliver secure access to a converged IT/OT network to any user, any device, and any application.

RUCKUS WAN Gateway enables enterprises to easily deploy zero-trust network access (ZTNA) spanning multiple access networks.

INTEROPERABILITY



Open standards support, Open APIs, and enterprise-wide automation enable RUCKUS products to integrate seamlessly with third-party and homegrown applications to fit the requirements of enterprises and service providers.

TARGET INDUSTRIES



Education



Hospitality



Multi-dwelling units



Enterprise



Government



Large public venues



Manufacturing



Service providers








Don't just take our word for it.
GIVE US A TRY!

[Back to TOC page](#)

RUCKUS PRODUCT GUIDE

INDOOR ACCESS POINTS



	R770	R760	R850	R750	R670	R560	R650
							
Feature/Description	High-end 802.11be tri-concurrent AP with MU-MIMO, BeamFlex+ 10Gbps backhaul	High-end 802.11ax 4x4 tri-concurrent AP with MU-MIMO, BeamFlex+ and 10Gbps backhaul	High-end 802.11ax 8x8 dual-concurrent AP with MU-MIMO, BeamFlex+ and 5Gbps backhaul	High-end 802.11ax 4x4 dual-concurrent AP with MU-MIMO, BeamFlex+ and 2.5Gbps backhaul	Midrange 802.11be 2x2:2 tri-concurrent AP with MU-MIMO, BeamFlex+ and 5Gbps backhaul	Mid-range 802.11ax 2x2 tri-concurrent AP with MU-MIMO, BeamFlex+ and 5Gbps backhaul	Mid-range Wi-Fi 6 (802.11ax) dual-concurrent AP with MU-MIMO and BeamFlex+
Maximum PHY rate	5765 Mbps (6GHz) 5765 Mbps (5GHz) 689 Mbps (2.4GHz)	4800 Mbps (6GHz) 2400 Mbps (5GHz) 1148 Mbps (2.4GHz)	4800 Mbps (5GHz) 1148 Mbps (2.4GHz)	2400 Mbps (5GHz) 1148 Mbps (2.4GHz)	5765 Mbps (6GHz) 5765 Mbps (5GHz, 4x4:4) 689 Mbps (2.4GHz)	2882 Mbps (6GHz) 1237 Mbps (5GHz) 591 Mbps (2.4GHz)	2400 Mbps (5GHz) 574 (2.4GHz)
Wi-Fi technology	802.11be (2.4GHz, 5GHz, 6GHz) Wi-Fi 7	802.11ax (2.4GHz, 5GHz, 6GHz) Wi-Fi CERTIFIED 6E™	802.11ax (2.4GHz, 5GHz) Wi-Fi CERTIFIED 6™	802.11ax (2.4GHz, 5GHz) Wi-Fi CERTIFIED 6™	802.11be (2.4GHz, 5GHz, 6GHz) Wi-Fi 7	802.11ax (2.4GHz, 5GHz, 6GHz) Wi-Fi CERTIFIED 6E™	802.11ax (2.4GHz, 5GHz) Wi-Fi CERTIFIED 6™
Concurrent users	1024	1536	1024	1024	768	1536	512
Radio chains:streams (MU-MIMO)	6GHz: 2x2:2 5GHz: 4x4:4 2.4GHz: 2x2:2	6GHz: 4x4:4 5GHz: 4x4:4 2.4GHz: 4x4:4	5GHz: 8x8:8 2.4GHz: 4x4:4	4x4:4	6GHz: 2x2:2 5GHz: 2x2:2 or 4x4:4 (dual band mode) 2.4GHz: 2x2:2	6GHz: 2x2:2 5GHz: 2x2:2 2.4GHz: 2x2:2	5GHz: 4x4:4 2.4GHz: 2x2:2
Antenna patterns (per band)	4,000+	4,000+	4,000+	4,000+	4,000+	4,000+	128
Antenna gain	Up to 4dbi	Up to 4dbi	Up to 2dbi	Up to 3dbi	Up to 4dbi	Up to 4dbi	Up to 3dbi
PD-MRC	✓	✓	✓	✓	✓	✓	✓
Rx sensitivity (2.4/5GHz/6GHz)	-97/-100/-96dBm	-98/-96/-97dBm	-101dBm	-102dBm	-97/-100/-96dBm	-94dBm	-101dBm
ChannelFly	✓	✓	✓	✓	✓	✓	✓
SmartMesh	✓	✓	✓	✓	✓	✓	✓
USB (IoT Ready)	✓	✓	✓	✓	✓	✓	✓
Ethernet ports	1x 1/2.5/5/10 Gbps 1x 10/100/1000 Mbps	1x 1/2.5/5/10 Gbps 1x 10/100/1000 Mbps	1x 1/2.5/5 Gbps 1x 10/100/1000 Mbps	1x1 GbE 1x2.5 GbE	1x 1/2.5/5 Gbps 1x 10/100/1000 Mbps	1x 1/2.5/5 Gbps 1x 10/100/1000 Mbps	1 x 1 GbE 1 x 2.5 GbE
Integrated BLE/ZigBee	✓	✓	✓	✓	✓	✓	✓
WLAN Control and Management	<ul style="list-style-type: none"> • SmartZone • Unleashed • RUCKUS One 	<ul style="list-style-type: none"> • SmartZone • RUCKUS One 	<ul style="list-style-type: none"> • SmartZone • Unleashed • RUCKUS One 	<ul style="list-style-type: none"> • SmartZone • Unleashed • RUCKUS One 	<ul style="list-style-type: none"> • SmartZone • Unleashed • RUCKUS One 	<ul style="list-style-type: none"> • SmartZone • RUCKUS One 	<ul style="list-style-type: none"> • SmartZone • Unleashed • RUCKUS One

RUCKUS PRODUCT GUIDE

INDOOR ACCESS POINTS



	R550	R370	R350	H550	H350
					
Feature/Description	Mid-range Wi-Fi 6 (802.11ax) dual-concurrent AP with MU-MIMO and BeamFlex+	Entry level Wi-Fi 7 (802.11be) 2x2:2 dual-concurrent AP with MU-MIMO, and 2.5Gbps backhaul	Entry level Wi-Fi 6 (802.11ax) dual-concurrent AP with BeamFlex+	Wall-mount Wi-Fi 6 (802.11ax) AP dual-concurrent, five GbE ports, IoT gateway, BeamFlex+	Wall-mount Wi-Fi 6 (802.11ax) AP dual-concurrent, three GbE ports, IoT gateway, BeamFlex+
Maximum PHY rate	1200 Mbps (5GHz) 574 Mbps (2.4GHz)	2882 Mbps (5GHz) 688 Mbps (2.4GHz)	1200 Mbps (5GHz) 574 Mbps (2.4GHz)	1200 Mbps (5GHz) 574 Mbps (2.4GHz)	1200 Mbps (5GHz) 574 Mbps (2.4GHz)
Wi-Fi technology	802.11ax (2.4GHz, 5GHz) Wi-Fi CERTIFIED 6™	802.11be (2.4GHz, 5GHz) Wi-Fi 7	802.11ax (2.4GHz, 5GHz) Wi-Fi CERTIFIED 6™	802.11ax (2.4GHz, 5GHz) Wi-Fi CERTIFIED 6™	802.11ax (2.4GHz, 5GHz) Wi-Fi CERTIFIED 6™
Concurrent users	512	256	256	512	512
Radio chains:streams (MU-MIMO)	2x2:2	2x2:2	2x2:2	2x2:2	2x2:2
Antenna patterns (per band)	64	—	64	16	16
Antenna gain	Up to 3dBi	Up to 4dbi	Up to 3dBi	Up to 1dBi	Up to 1dBi
PD-MRC	✓	✓	✓	✓	✓
Rx sensitivity (2.4/5GHz)	-103dBm	-97dBm	-101dBm	-100dBm	-100dBm
ChannelFly	✓	✓	✓	✓	✓
SmartMesh	✓	✓	✓	✓	✓
USB (IoT Ready)	✓	✓	✓	✓	—
Ethernet ports	2 x 1 GbE	1 x 2.5 GbE	1 x 1 GbE	5 x 1 GbE	3 x 1 GbE
Integrated BLE/ZigBee	✓	—	—	✓ (concurrent)	✓
WLAN Control and Management	<ul style="list-style-type: none"> SmartZone Unleashed RUCKUS One 	<ul style="list-style-type: none"> SmartZone Unleashed RUCKUS One 	<ul style="list-style-type: none"> SmartZone Unleashed RUCKUS One 	<ul style="list-style-type: none"> SmartZone Unleashed RUCKUS One 	<ul style="list-style-type: none"> SmartZone Unleashed RUCKUS One










RUCKUS IoT Modules

i100	
Protocol	<ul style="list-style-type: none"> Zigbee 3.0, BLE, iBeacon, Eddystone (software configurable)
Device Capacity	<ul style="list-style-type: none"> 25 (Zigbee) 12 (BLE)
Interfaces	<ul style="list-style-type: none"> USB 2.0, Type A
Memory	<ul style="list-style-type: none"> RAM: 256KB Flash: 1MB
Output Power	<ul style="list-style-type: none"> 16.5dBm (max)
Power Consumption	<ul style="list-style-type: none"> 500mW (max)
Current Draw	<ul style="list-style-type: none"> -100mA on 5V (max)
Mechanical	<ul style="list-style-type: none"> Dimensions: 47.83 x 18 x 8.25mm Max weight: 85 grams
Temperature	<ul style="list-style-type: none"> -40 to 70°C
Certifications	<ul style="list-style-type: none"> FCC and ETSI

RUCKUS PRODUCT GUIDE

OUTDOOR ACCESS POINTS AND BRIDGES



	T750	T750se	T670	T670sn	T350c	T350d	T350se	
								
Feature/Description	High-end Wi-Fi 6 (802.11ax) dual-concurrent AP with MU-MIMO and BeamFlex+	High-end Wi-Fi 6 (802.11ax) dual-concurrent AP with MU-MIMO and BeamFlex+ and internal sectorized antenna	High-end Wi-Fi 7 (802.11be) 2x2:2 tri-concurrent AP with MU-MIMO, BeamFlex+ and 5Gbps backhaul	High-end Wi-Fi 7 (802.11be) 2x2:2 tri-concurrent AP with MU-MIMO, narrow and wide sectorized antenna and 5Gbps backhaul	High-density outdoor AP series 2x2:2 (5GHz) + 2x2:2 (2.4GHz) Wi-Fi 6 with integrated BeamFlex+ adaptive internal antennas with polarization diversity	High-density outdoor AP series 2x2:2 (5GHz) + 2x2:2 (2.4GHz) Wi-Fi 6 with integrated BeamFlex+ adaptive internal antennas with polarization diversity	High-density outdoor AP series 2x2:2 (5GHz) + 2x2:2 (2.4GHz) Wi-Fi 6 with integrated BeamFlex+ adaptive internal sectorized antennas with polarization diversity	
Maximum PHY rate	2400 Mbps (5GHz) 1148 Mbps (2.4GHz)	2400 Mbps (5GHz) 1148 Mbps (2.4GHz)	5765 Mbps (6GHz) 5765 Mbps (5GHz, 4x4:4) 689 Mbps (2.4GHz)	5765 Mbps (6GHz) 5765 Mbps (5GHz, 4x4:4) 689 Mbps (2.4GHz)	2.4GHz: 574 Mbps 5GHz: 1200Mbps	2.4GHz: 574 Mbps 5GHz: 1200Mbps	2.4GHz: 574 Mbps 5GHz: 1200Mbps	
Wi-Fi technology	802.11ax (2.4GHz, 5GHz) Wi-Fi CERTIFIED 6™	802.11ax (2.4GHz, 5GHz) Wi-Fi CERTIFIED 6™	802.11be (2.4GHz, 5GHz, 6GHz) Wi-Fi 7	802.11be (2.4GHz, 5GHz, 6GHz) Wi-Fi 7	802.11ax (2.4GHz, 5GHz) Wi-Fi CERTIFIED 6™	802.11ax (2.4GHz, 5GHz) Wi-Fi CERTIFIED 6™	802.11ax (2.4GHz, 5GHz) Wi-Fi CERTIFIED 6™	
Concurrent users	1024	1024	768	768	512	512	512	
Radio chains:streams (MU-MIMO)	4x4:4	4x4:4	6GHz: 2x2:2 5GHz: 2x2:2 or 4x4:4 (dual band mode) 2.4GHz: 2x2:2	6GHz: 2x2:2 5GHz: 2x2:2 or 4x4:4 (dual band mode) 2.4GHz: 2x2:2	2x2:2 (5GHz) + 2x2:2 (2.4GHz)	2x2:2 (5GHz) + 2x2:2 (2.4GHz)	2x2:2 (5GHz) + 2x2:2 (2.4GHz)	
Antenna patterns (per band)	4,000+	4,000+	4,000+	—	64	64	64	
Antenna gain	Up to 3dBi	2.4GHz: 6dBi 5GHz: 8dBi	Up to 4dbi	Up to 12.8dbi	Up to 3dBi	Up to 3dBi	2.4GHz: 6dBi 5GHz: 8dBi	
PD-MRC	✓	✓	✓	✓	✓	✓	✓	
Rx sensitivity (2.4/5GHz)	-103dBm	-103dBm	-97/-100/-96dBm	-97/-100/-96dBm	-101dBm	-101dBm	-101dBm	
ChannelFly	✓	✓	✓	✓	✓	✓	✓	
SmartMesh	✓	✓	✓	✓	✓	✓	✓	
Ethernet interface	1 x 1 GbE 1 x 2.5 GbE	1 x 1 GbE 1 x 2.5 GbE	1 x 1 GbE 1 x 5 GbE	1 x 1 GbE 1 x 5 GbE	1 x 1 GbE	1 x 1 GbE	1 x 1 GbE	
USB (IoT Ready)	✓	n/a	n/a	✓	n/a	✓	✓	
Fiber interface	✓	✓	n/a	n/a	n/a	n/a	n/a	
GPS	✓	✓	✓	✓	n/a	n/a	n/a	
Integrated BLE/ZigBee	✓	✓	n/a	n/a	n/a	✓	n/a	
WLAN Control and Management	<ul style="list-style-type: none"> • SmartZone • Unleashed • RUCKUS One 	<ul style="list-style-type: none"> • SmartZone • Unleashed • RUCKUS One 	<ul style="list-style-type: none"> • SmartZone • Unleashed • RUCKUS One 	<ul style="list-style-type: none"> • SmartZone • Unleashed • RUCKUS One 	<ul style="list-style-type: none"> • SmartZone • Unleashed • RUCKUS One 	<ul style="list-style-type: none"> • SmartZone • Unleashed • RUCKUS One 	<ul style="list-style-type: none"> • SmartZone • Unleashed • RUCKUS One 	<ul style="list-style-type: none"> • SmartZone • Unleashed • RUCKUS One

RUCKUS PRODUCT GUIDE

CONTROL AND MANAGEMENT



SmartZone				
 				
Feature	SmartZone 144	SmartZone 300	Virtual SmartZone-E	Virtual SmartZone-H
Number of APs supported	Up to 2,000 / 6,000 per cluster	Up to 10,000 / 30,000 per cluster	Up to 1,024 / 3,000 per cluster	Up to 10,000 / 30,000 per cluster
Number of switches supported	Up to 400 / 1,200 per cluster	Up to 2,000 / 6,000 per cluster	Up to 200 / 600 per cluster	Up to 2,000 / 6,000 per cluster
Number of clients supported	Up to 40,000 / 120,000 per cluster	Up to 100,000 / 450,000 per cluster	Up to 25,000 / 60,000 per cluster	Up to 100,000 / 300,000 per cluster
Ethernet ports	4 x GbE ports 4 x 10 GbE ports (SFP+)	6 x 1GbE ports 4 x 10GbE ports (SFP+)	1 vNIC	1 or 3 vNIC
Authentication support	802.1X, MAC address	802.1x, Local database, Active Directory, RADIUS, LDAP	802.1x, Local database, Active Directory, RADIUS, LDAP	802.1x, Local database, Active Directory, RADIUS, LDAP
Guest networking/captive portal	✓	✓	✓	✓
DHCP server	External or Assigned	External or Assigned	External or vSZ-D assigned	External or vSZ-D assigned
AP discovery and control	L2 / L3	L2 / L3	L2 / L3	L2 / L3
WLANs	Up to 2,048 per cluster	Up to 2,048 per zone Up to 65,534 per cluster	Up to 2,048 per cluster	Up to 2,048 per zone Up to 65,534 per cluster
Management Interface	Web GUI, CLI	Web GUI, CLI	Web GUI, CLI	Web GUI, CLI
Remote Management	Yes	Yes	Yes	Yes
Management protocol(s)	SNMP v3, RESTful JSON	SNMP v3, RESTful JSON	SNMP v3	SNMP v3
VLAN support	Dynamic VLANs	Dynamic VLANs	Dynamic VLANs	Dynamic VLANs
Data Plane	Tunneling or local breakout	Tunneling or local breakout	Tunneling or local breakout	Tunneling or local breakout
Power supply	AC, Field Replaceable	DC or AC, Field Replaceable	N/A	N/A
Fans	Field Replaceable	Six redundant, field swappable fans in three sets	N/A	N/A
SKU/Part number	P01-S144-XX00	901-S300-WW10/00	L09-VSCG-WW00	L09-VSCG-WW00

RUCKUS PRODUCT GUIDE

CONTROL AND MANAGEMENT







SmartZone	
Feature	SmartZone Data Plane
Secured data plane tunneling	Enables forwarding of user data traffic through secure tunnels on RUCKUS APs when managed by Virtual SmartZone controllers.
Multiple hypervisor support	Supports the most widely deployed VMware and KVM hypervisors
NFV flexible architecture	Complete separation of Control+Management plane (vSZ) and data plane functions (SmartZone Data Plane) via separate VMs that support distributed and centralized deployments providing compelling architecture flexibility.
Works seamlessly with virtual SmartZone	vSZ acts as the controller for RUCKUS APs as well as SmartZone Data Plane providing seamless configuration and management capabilities.
Up to 10 SmartZone Data Planes per vSZ and up to 40 SmartZone Data Planes per cluster	The vSZ controller runs in Active/Active (3+1) mode for extremely high availability. Each SmartZone Data Plane runs as an independent virtual machine instance that is managed by the vSZ controller.
vSZ Zone affinity for SmartZone Data Plane	This feature enables RUCKUS APs in a particular zone establish tunnels with the SmartZone Data Plane in that particular zone. Provides flexibility for distributed and managed services deployments where the SmartZone Data Planes can be co-located on-premise with RUCKUS APs (vSZ Zones) on medium/large high density sites that need tunneling. With up to 40 SmartZone Data Planes per cluster, the SZ 3.5 release can potentially support a large number of such distributed deployments.
DHCP server and NAT	This feature enables a high scale DHCP Server on the SmartZone Data Plane. The DHCP Server is a high-scale server specifically designed and architected for Wi-Fi deployments that provide near-real time IP address assignment combined with NAT this provides tremendous value to the operator since it avoids mac-address scaling limits and high costs on the network infrastructure (switches).
Legal Intercept	This feature is useful from a Legal Intercept requirements perspective and enables the ability to mirror packets in both uplink and downlink directions for Wi-Fi clients that have a CALEA warrant.
Support for northbound tunnels L2oGRE	This feature enables SmartZone Data Plane to forward WiFi client traffic to a specified 3rd party WAG (Wireless Access Gateway) over L2oGRE protocol standard.
IPv6 support	Supports IPv6 addressing for the SmartZone Data Plane interfaces as well as support forwarding of IPv6 client traffic
L3 Roaming (inter SmartZone Data Plane tunnels)	This feature enables L3 Roaming when traffic is tunneled to the SmartZone Data Plane. The feature relies on inter SmartZone Data Plane flexi-vpn tunnels that are dynamically created with minimal user intervention. L3 Roaming can be enabled based on VLANs or subnets.

	RUCKUS One	Controller-Less
Feature	RUCKUS One	Unleashed
Number of APs supported	virtually unlimited	Up to 150
Number of switches supported	virtually unlimited	Up to 16 switches
Clients	Clients per AP or switch, refer to HW datasheet	up to 2,048
Ethernet ports	N/A	Refer to selected AP data sheet
Authentication support	PSK, DPSK, 802.1X, Active Directory, RADIUS, LDAP, social/SMS, open	802/1x, local database, Active Directory, RADIUS, LDAPr
Guest networking/captive portal	✓	✓
DHCP server	Yes, or external	✓
AP discovery and control	L2	L2
SSID/WLAN support	15 per venue	16
Management Interface	Web, mobile, API	Web GUI, CLI, Unleashed Multi-Site Manager
Remote Management	Web, mobile, API	Yes
Management protocol(s)	n/a	SNMP v3
VLAN support	Dynamic VLANs	Yes
Data Plane	Local breakout	Local breakout
Power supply	N/A	PoE
Fans	N/A	N/A
SKU/Part number	See RUCKUS One subscription page for tiering information and SKUs	Refer to Unleashed data sheet for supported devices

RUCKUS PRODUCT GUIDE

ICX SWITCHES







	Access		Access / Aggregation	Aggregation / Core
				
Feature	ICX 8100	ICX 8200	ICX 7550	ICX 7850
Switching Capacity (max)	176Gbps	720Gbps	1,020Gbps	6.4Tbps
1GbE RJ-45 ports	8, 16, 24 or 48	8, 24 or 48	24 or 48	48
1GbE SFP ports (max)	4	48	48	48
1/2.5GbE RJ-45 ports (max)		16	12 or 36	
1/2.5/5/10GbE RJ-45 ports (max)		4	24	
10GbE SFP+ ports (max)	4	24	24	128 ¹
10GbE RJ-45 ports (max)		4		48
25GbE SFP28 ports		8	4	48
40GbE QSFP+ ports (max)			4	
100GbE QSFP28 ports (max)			3	32
PoE Power Budget (max)	740W	1480W	2000W	
Switches per stack (max)		12	12	12
Aggregate stack bandwidth		1.2Tbps	2.4Tbps	9.6Tbps

¹ Requires QSFP+ splitter cables

RUCKUS PRODUCT GUIDE

ICX SWITCHES



	Access		Access / Aggregation	Aggregation / Core
				
Feature	ICX 8100	ICX 8200	ICX 7550	ICX 7850
PoE/PoE+	✓	✓	✓	
Long-Distance Stacking		✓	✓	✓
sFlow		✓	✓	✓
Layer 3 (STATIC, RIP, OSPF)		✓	✓	✓
OpenFlow with Hybrid Port Mode		✓	✓	✓
Redundant Power Option		✓	✓	✓
PoH (90W PoE power per port)		✓	✓	
Hot Swap Internal power supplies and fans		✓	✓	✓
EEE (Energy Efficient Ethernet)	✓	✓	✓	
VRF		✓	✓	✓
MACsec			✓	✓
BGP			✓	✓
Reversible airflow option			✓	✓
VxLAN		✓ ¹	✓	✓
Multi Chassis Trunking (MCT)				✓
Unified network management options	<ul style="list-style-type: none"> • SmartZone • Unleashed • RUCKUS One 	<ul style="list-style-type: none"> • SmartZone • Unleashed • RUCKUS One 	<ul style="list-style-type: none"> • SmartZone • Unleashed • RUCKUS One 	<ul style="list-style-type: none"> • SmartZone • Unleashed • RUCKUS One

¹ Available in a future software release.

Network Monitoring		
Network Director (Centralized Inventory Management software)		Network Director provides a robust single-pane-of-glass view of your entire converged RUCKUS Wi-Fi and switch network. Network Director provides multi-cluster inventory control and management of all SmartZone network controllers for improved tracking and manageability.
RUCKUS Unleashed Multi-Site Manager		Unleashed Multi-Site Manager provides a single-pane-of-glass view of Unleashed networks deployed across multiple locations. It simplifies deployment, monitoring and management of Unleashed access points and ICX switches.
Software		
IoT Suite (Internet of Things Management server)		RUCKUS IoT Suite is a software controller that support IoT devices from the RUCKUS IoT Ecosystem. Our IoT Ecosystem partners offer panic buttons, door locks, thermostats, etc. running BLE, Zigbee, Bluetooth, LoRA, etc. wireless interfaces.
RUCKUS AI (Service Assurance)		RUCKUS AI is a cloud service for network analytics and assurance. Powered by artificial intelligence, it gives IT comprehensive visibility into network operations and accelerates troubleshooting. RUCKUS AI delivers powerful incident analytics and automated health monitoring among other things to enable IT to meet their network service level agreements (SLAs).
SmartCell Insight (SCI) (Reporting and Dashboards)		RUCKUS SmartCell Insight is software that delivers detailed reporting and informative dashboards for your RUCKUS network. It aggregates data from applications, users, devices, access points, controllers and switches to provide visibility into network operations. The software helps you to manage the network more effectively and improve user experience.
Cloudpath Enrollment System (Secure Network Access)		RUCKUS Cloudpath Enrollment System is a cloud service (or on-premises software) that delivers secure network access for any user, and any device, on any network. It streamlines network onboarding and authentication for BYOD, guest users and IT-owned devices—including IoT devices. The service increases security and reduces IT workload while providing a great end-user connectivity experience.
Smart Positioning Technology SPoT (Location engine and analytics software)		The RUCKUS real-time location engine and analytics software enables retailers, stadiums, and transportation hubs to enhance the way they interact with customers based on precise location. Deployed on top of RUCKUS Smart Wi-Fi, the RUCKUS SPoT does not require any additional hardware and has unlimited scalability in the cloud. Send real-time travel updates, targeted promotions, and even classroom notes through footfall traffic and proximity analytics to enrich customer relationships.

www.ruckusnetworks.com

Visit our website or contact your local RUCKUS representative for more information.

© 2026 Ruckus Wireless LLC. All rights reserved.

RUCKUS, RUCKUS One, RUCKUS Networks and their associated logos are trademarks of Ruckus Wireless LLC and/or its affiliates in the U.S. and other countries. For additional trademark information see www.vistancenetworks.com/trademarks/. All product names, trademarks and registered trademarks are property of their respective owners.